


LS 2300

PERENNIAL RYEGRASS

Aggressive against weeds while producing a high quality turf, LS 2300 perennial ryegrass is a superintendent's dream. It is quick to germinate and fill in resulting in a thick, lush turf that provides a natural control against problem weeds such as *Poa annua*. It is an ideal grass for golf courses, parks, home lawns and sports fields due to its wear tolerance and quick recuperation from traffic. LS 2300 has excellent spring green-up and provides a beautiful turf from spring through fall. It is dollar spot and gray leaf spot resistant, making it an all-around ideal turfgrass. LS 2300 combines high quality turf, natural weed control, traffic tolerance and disease resistance for an excellent turfgrass that is sure to please.

KEY POINTS

- Traffic tolerant
- Excellent spring greenup
- Gray leaf spot resistant
- Dollar spot resistant
- Great spring through fall ground cover
- Outcompetes *Poa annua* for a natural weed control



P.O. Box 100 • 31810 Fayetteville Drive • Shedd, Oregon 97377
PH: 541.491.3700 • FAX: 541.491.3705

BACKGROUND

LS 2300 perennial ryegrass has undergone years of genotypic and phenotypic recurrent selection. The extensive breeding process involves selections of plants for traits such as dark green color, medium-early maturity, fine leaf texture and crown density. LS 2300 underwent two cycles of selection for both stem rust resistance and gray leaf spot resistance. Both space plant nurseries and turf plots were utilized in the breeding program to develop a superior perennial ryegrass. LS 2300 is the ideal turf for golf courses, parks, home lawns and sport fields.

ESTABLISHMENT & MAINTENANCE

SEEDING RATES:

Permanent turf: 6-12 lbs/1,000 sq. ft.

Southern winter golf course overseeding:

Fairways: 400-800 lbs/acre

Tees: 15-25 lbs/1,000 sq. ft.

Greens: 30-35 lbs/1,000 sq. ft.

SOIL PREPARATION:

Prepare a smooth firm seedbed free of foreign debris such as sticks and large clods.

PLANTING AND GERMINATION:

When planted, the seed should be in contact with the soil. The soil should be kept moist but not to the point where there is standing water. Under ideal conditions, germination will take place within 5-10 days.

FERTILITY:

For optimum development the soil pH should be between 5.5 and 6.5. For permanent turf, nitrogen should be applied at a rate between 0.5 and 0.75 lb/1,000 sq. ft. per month during the active growing period. For southern winter overseeding, nitrogen should be applied at a rate between 1.0 and 3.0 lb/1,000 sq. ft. per month during the active growing period.

IRRIGATION:

After establishment, infrequent deep soil watering is recommended for maximum root depth development. The approach to watering should be to ensure that plants are properly hydrated but not over-watered.

MOWING:

For permanent turf the optimum mowing height is between 0.75 and 2.0 inches. For southern winter overseeding, the optimum mowing height of golf course fairways is 0.75 inches and for golf course greens 9/64 - 3/16 inch. When mowing, the rule of thumb is to never remove more than one third of the total plant height.

The following tables are from the 2004 Perennial Ryegrass National Turfgrass Evaluation Program Final Report 2005-2009 Data. There are 120 entries in this trial.

Table 5. Mean turfgrass quality ratings for perennial ryegrass cultivars grown in the transition region (2005-09)

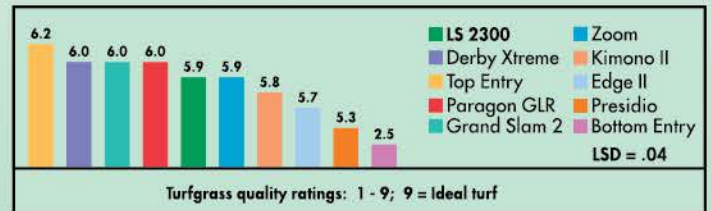


Table 15. Spring greenup ratings for perennial ryegrass cultivars (2005-09)

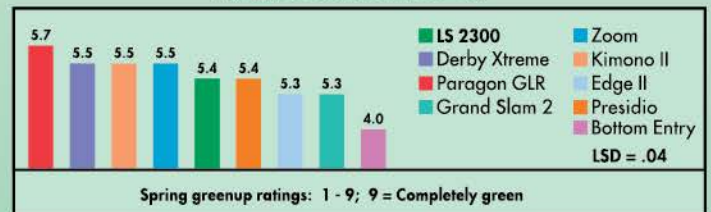


Table 30. Mean dollar spot ratings for perennial ryegrass cultivars (2005-09)

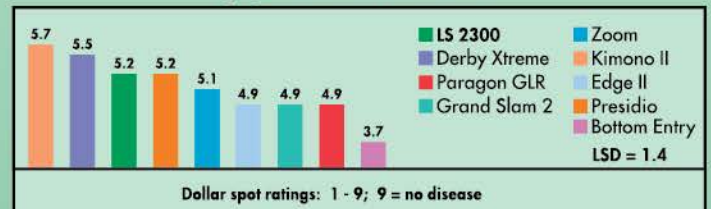


Table 35. Mean gray leaf spot ratings for perennial ryegrass cultivars (2005-09)

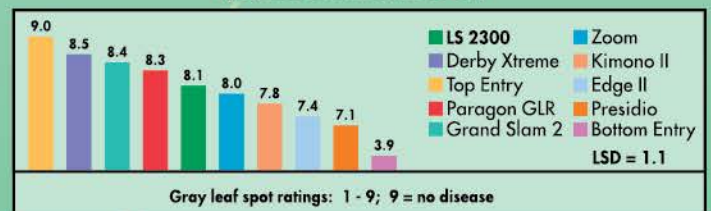
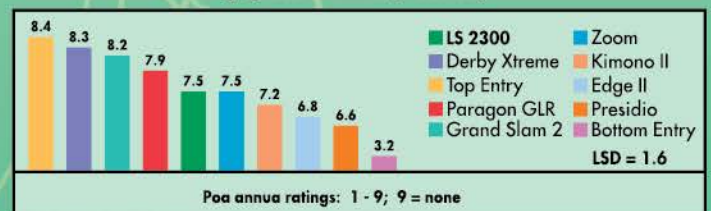


Table 38. Mean Poa annua ratings for perennial ryegrass cultivars (2005-09)



P.O. Box 100 • 31810 Fayetteville Drive • Shedd, Oregon 97377
PH: 541.491.3700 • FAX: 541.491.3705