

ULTIMATE

TURF TYPE TALL FESCUE

As a turf manager, *ultimate* peace of mind comes from not having to worry about your turf during times of stress. Peace of mind is what you'll gain when you put your trust in Ultimate turf type tall fescue. Consistent dark green color throughout the growing season in tandem with the *ultimate* in turf quality under high or low maintenance will convince you to make Ultimate turf type tall fescue your *ultimate* choice for athletic fields, golf course roughs, commercial properties, parks and home lawns.

KEY POINTS

- Dark green
- Traffic tolerant
- Excellent turf quality under high and low maintenance
- Excellent turf quality in a broad geographical range
- Brown Patch resistant
- Semi dwarf with moderately fine leaf texture
- Quality proven - in current NTEP

LEWIS
SEED CO.
TURF & FORAGE GRASS SEED

P.O. Box 100 • 31810 Fayetteville Drive • Shedd, Oregon 97377
PH: 541.491.3700 FAX: 541.491.3705

BACKGROUND & APPLICATION

Ultimate turf type tall fescue is derived from the maternal progenies of 21 clones selected for medium-high shoot density, dark green color, semi-dwarf growth habit and early maturity. The germplasm originates from several different regions of the United States. This collection has been subjected to many years of cycling genotypic and phenotypic selections for turf quality and disease resistance. As a result of these efforts, Ultimate turf type tall fescue has proven adaptable to a wide range of geographical areas and turf management programs, making it an excellent choice for athletic fields, golf course roughs, commercial properties, parks and home lawns.

ESTABLISHMENT & MAINTENANCE

SEEDING RATES:

Overseeding existing turf: 4-6 lbs/1,000 sq. ft.

Sports fields, parks and lawns: 7-10 lbs/1,000 sq. ft.

Golf course roughs: 250-350 lbs/acre

Sod production: 400-500 lbs/acre

SOIL PREPARATION:

Prepare a smooth firm seedbed free of foreign debris such as sticks and large clods.

PLANTING AND GERMINATION:

Plant at 1/4 inch depth. The soil should be kept moist but not to the point where there is standing water. Under ideal conditions, germination should take place within 7-14 days.

FERTILITY:

For optimum development the soil pH should be neutral but Ultimate can tolerate moderately acidic or alkaline soils. Recommended rate of N (nitrogen) is 3-5 lbs per year/1,000 sq.ft. However, 2-3 lbs N per year/1,000 sq.ft. is sufficient in many situations. Rule of thumb is 0.50 lbs N per month during the active growing period.

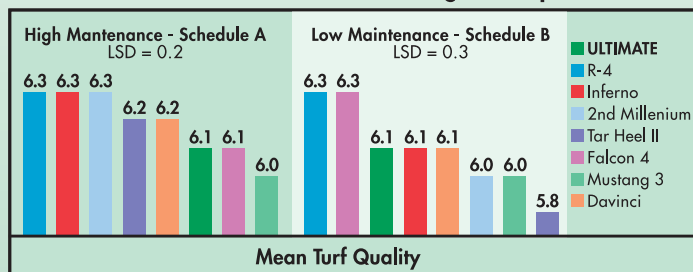
IRRIGATION:

After establishment, infrequent deep soil watering is recommended for maximum root depth development. The approach to watering should be to ensure that plants are properly hydrated but not over-watered.

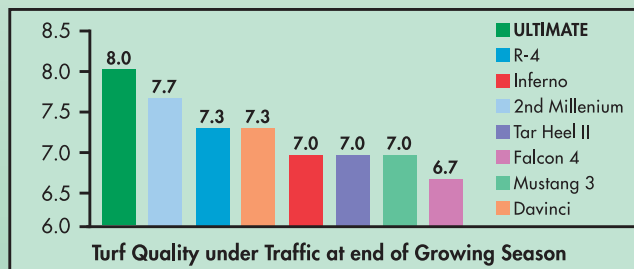
MOWING:

Under ideal conditions, Ultimate can tolerate mowing at 1.0 inch but the recommended mowing height is between 1.5 and 3.0 inches. When mowing, the rule of thumb is to never remove more than one third of the total plant height.

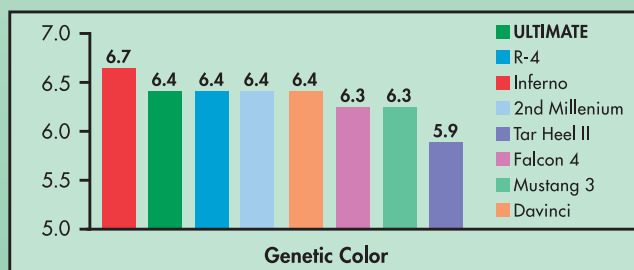
2001 Tall Fescue NTEP - 2003 Progress Report



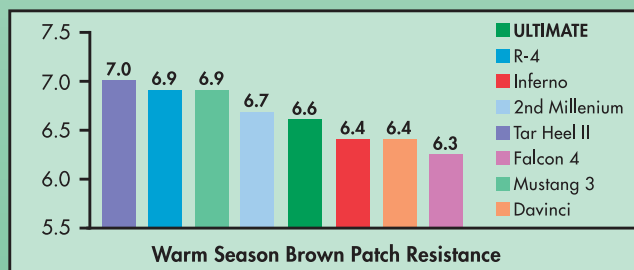
Turf quality based on a 1-9 scale; 9 = ideal turf



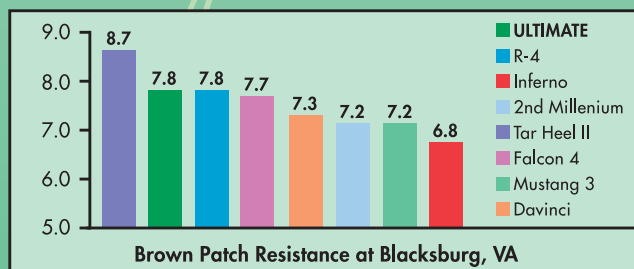
Turf quality based on a 1-9 scale; 9 = best • LSD = 1.7



Turf quality based on a 1-9 scale; 9 = dark green • LSD = 0.2



Turf quality based on a 1-9 scale; 9 = no disease • LSD = 0.7



Turf quality based on a 1-9 scale; 9 = no disease • LSD = 2.3

For complete NTEP data, go to www.ntep.org

